

# HSM Series

## Heated Shelf Merchandiser

ALTO-SHAAM

HSM-36/2S/T[F], HSM 36/3S/T & HSM-36/5S/T  
UL

Featuring exclusive Halo Heat® technology, Alto-Shaam heated shelf merchandisers provide precise top and bottom heat for the highest quality prepared food and longer hold times.

Hold a variety of grab-and-go products, including rotisserie chickens, pizza, sandwiches, and more. Drive foodservice profits with hot, ready-to-eat meals. Convenient, fresh meals are displayed in an aesthetically pleasing, customizable merchandiser.

**Experience better quality food** with gentle, even and precise Halo Heat® fanless technology to keep food from drying out.

**Flexibility to control individual shelf temperatures** allows you to hold a variety of products at the proper temperature.

**Boost impulse sales** with LED-lighted shelves, customized branding, backlit interchangeable graphics, pricing rails and window sides.

**Simple operation and easy cleaning** keeps delis and grab-and-go areas operating smoothly.

**Easy-to-load shelves**—pass-through option available for added convenience.

**Made in the USA** with a commitment to quality. Alto-Shaam is ISO 9001:2015-certified.

### Standard Features

- Adjustable thermostat per shelf with a heat-on indicator light
- Latched access panel on the front of the merchandiser
- Four casters (floor standing models); four legs (countertop models)

**16 HSM-36/2S/T[F]:**  
Two (2) 32-7/8" [835mm] width shelves,  
Eight (8) chicken boats with dome cover per shelf.



CAPACITY

**24 HSM-36/3S/T:**  
Three (3) 32-7/8" [835mm] width shelves,  
Eight (8) chicken boats with dome cover per shelf.

**40 HSM-36/5S/T:**  
Five (5) 32-7/8" [835mm] width shelves,  
Eight (8) chicken boats with dome cover per shelf.



CAPACITY

**HSM-36/2S/T[F]:** 48 lb [22 kg] 24 lb [11 kg] per shelf

**HSM-36/3S/T:** 72 lb [33 kg] 24 lb [11 kg] per shelf

**HSM-36/5S/T:** 120 lb [54 kg] 24 lb [11 kg] per shelf



REQUIREMENTS

- Merchandiser must be installed level.
- Merchandiser must not be installed in any area where it may be affected by steam, grease, dripping water, high temperatures, or any other severely adverse conditions.



### Configurations (select one)

#### Model

- ☐ HSM-36/2S/T ☐ HSM-36/3S/T  
☐ HSM-36/3S/T/F ☐ HSM-36/5S/T

#### Electrical

- ☐ 120V, 1PH (HSM-36/2S/T or HSM-36/2S/F only)  
☐ 208–240V, 1PH

#### Door Options

- ☐ None (reach-in models only)  
☐ Rear slide (pass-through models only)  
☐ Rear swing (pass-through models only)  
☐ Front swing (reach-in and pass-through models)

#### Legs or Casters (floor standing)

- ☐ 4"–6" [102mm–153mm] adjustable leg package [5025454]  
☐ 3" [76mm] casters [Standard]

#### Legs or Display Base (countertop)

- ☐ 4"–6" [102mm–153mm] adjustable legs: [Standard] [5023337]  
☐ HSM-36/3S Display Base, with casters [5026176]  
☐ HSM-36/3S Display Base, with legs [5026182]

### Accessories (select all that apply)

- ☐ Wire shelf (rack) SH-46066  
☐ Spacer for wire shelf 5033364

Note: Unit ships without graphics unless selected

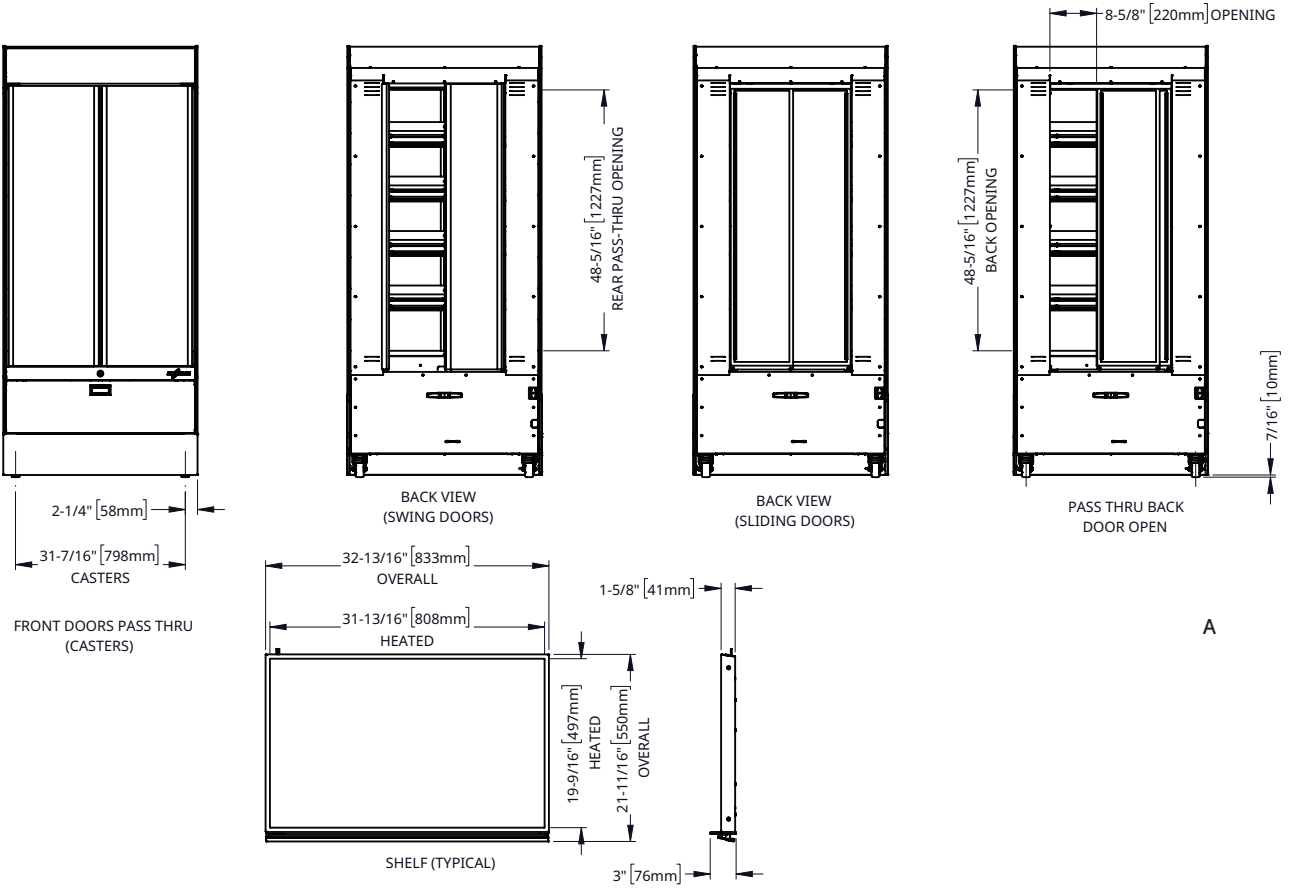
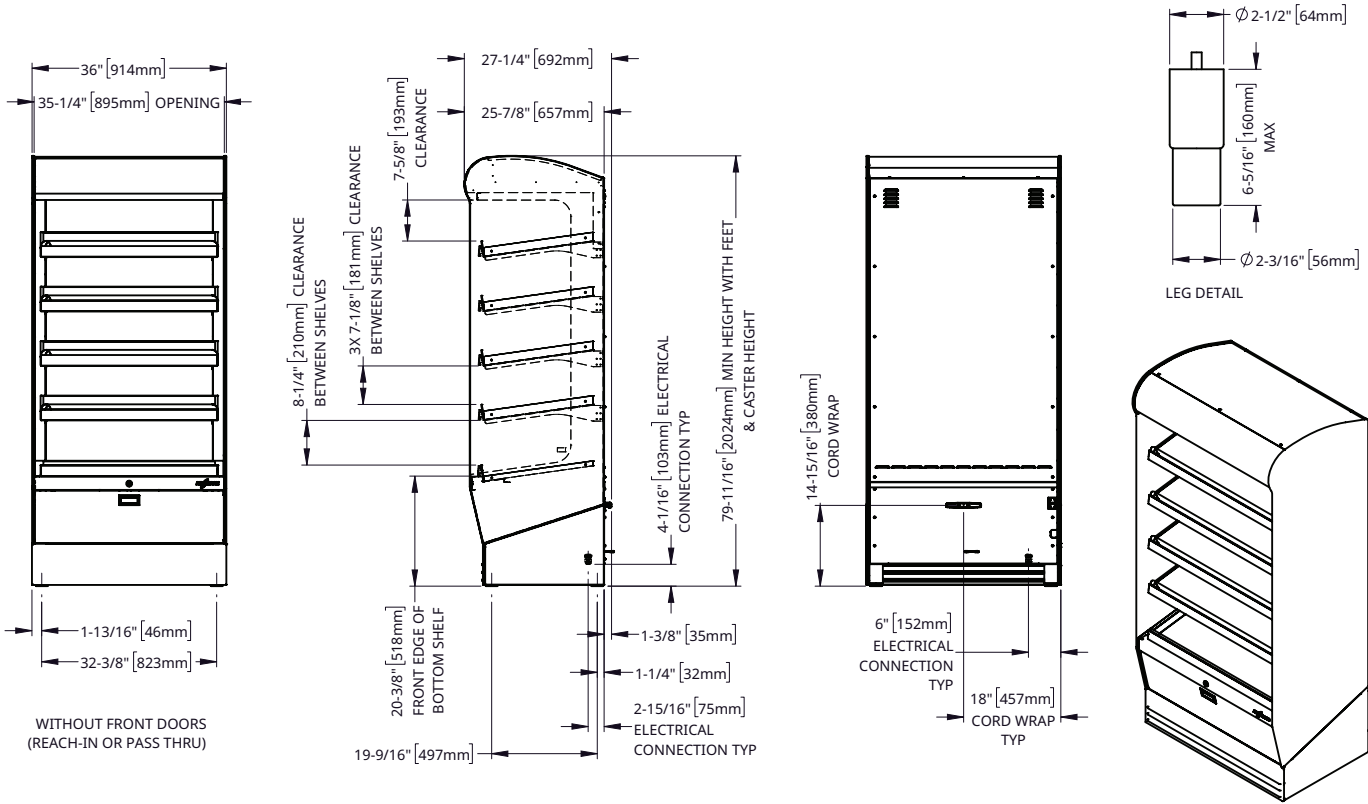
- ☐ Signage panel, POP Display  
☐ Signage panel, shelf — Rotisserie Chicken  
☐ Signage panel, shelf — Hot Sandwiches  
☐ Signage panel, shelf — Barbecue Ribs  
☐ Signage panel, shelf — Hot & Tasty  
☐ Signage panel, shelf — Grab & Go  
☐ Signage panel, shelf — Hot & Fresh  
☐ Shelf insert for magnetic signage panels, HSM-36 [1027305].  
Magnetic signage panels to be provided by customer.

Signage dimensions:

- POP display: 8.06" [205mm] x 22.81" [579mm]
- Shelf: 1.8" [46mm] x 20.6" [523mm]

# HSM Series

## HSM-36/5S/T

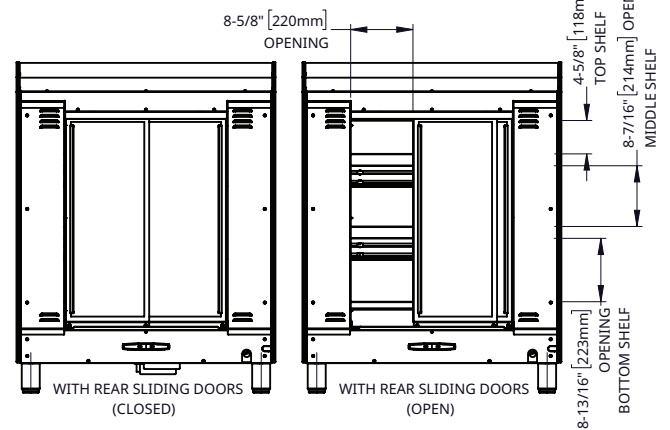
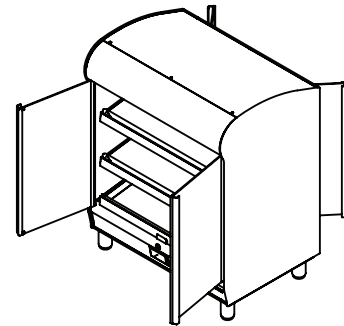
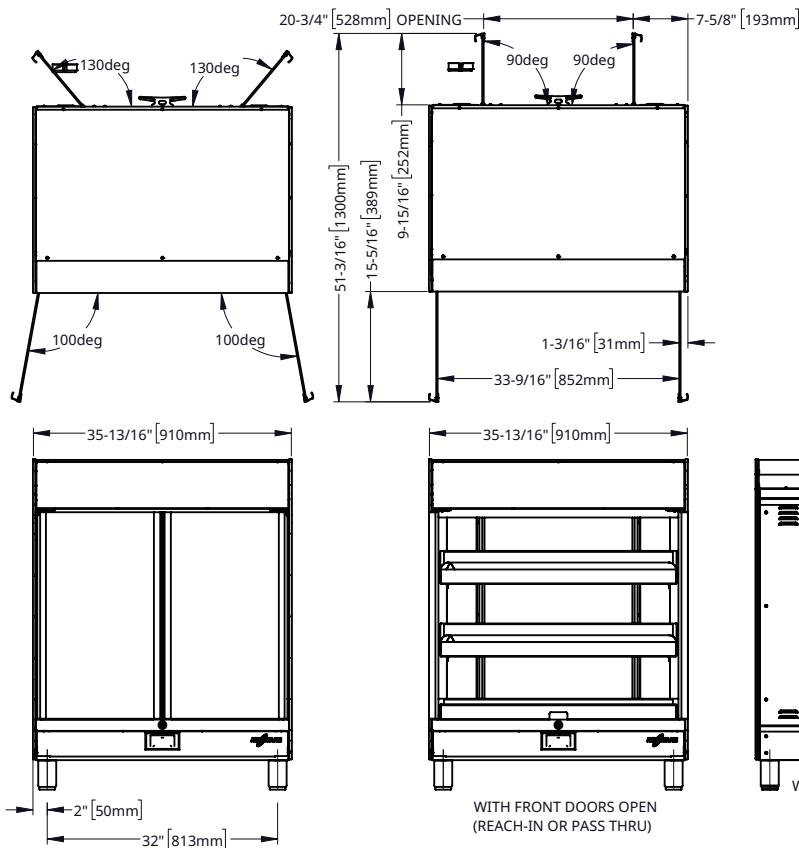
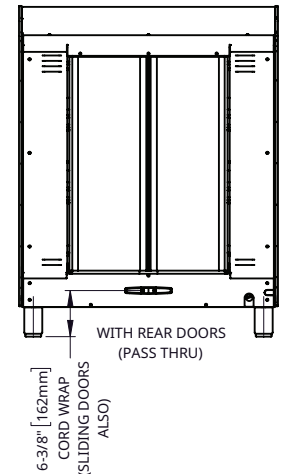
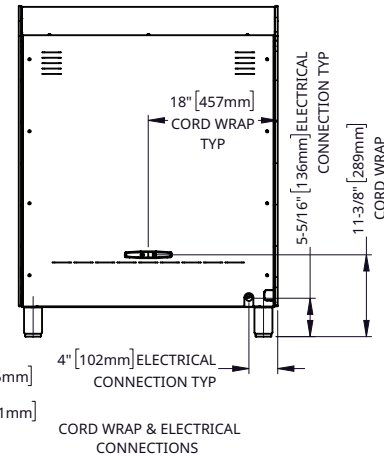
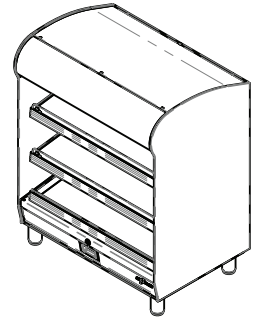
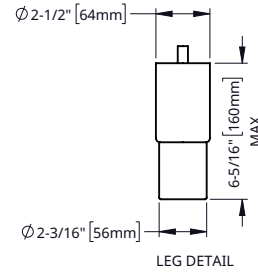
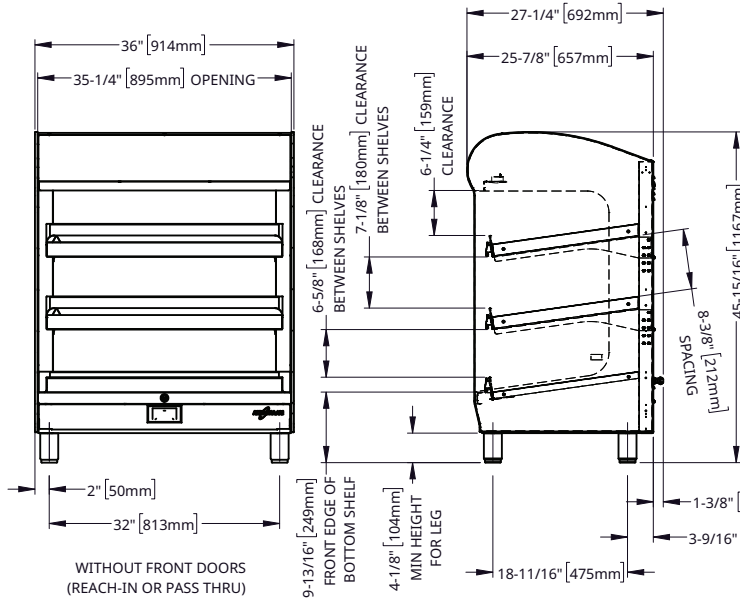


A

# HSM Series

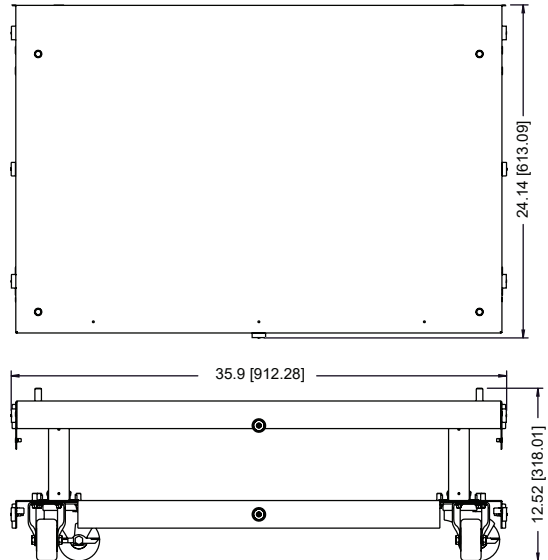
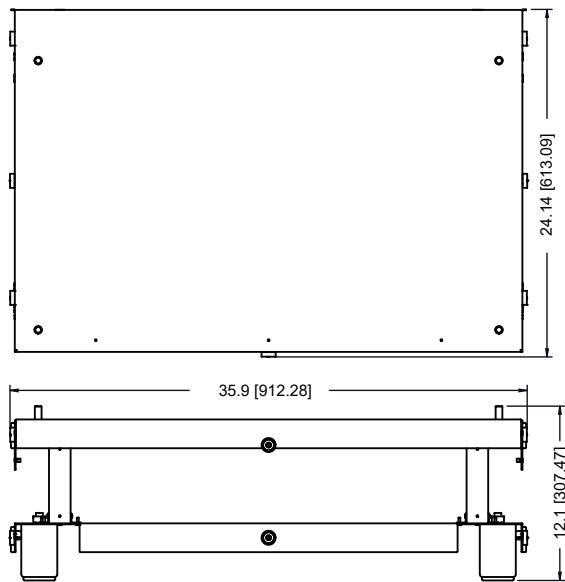
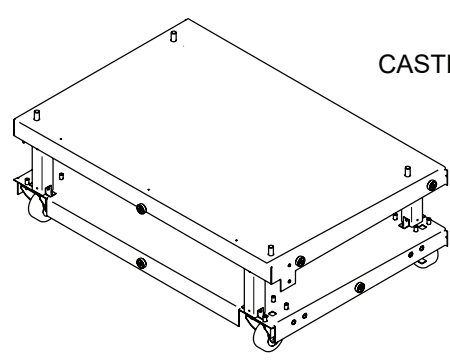
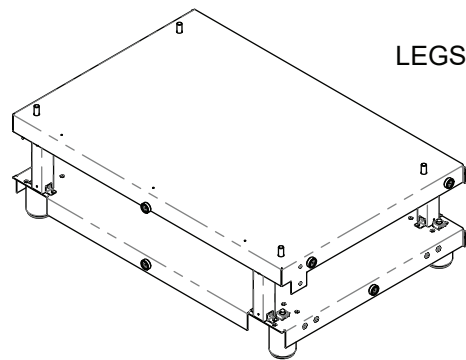
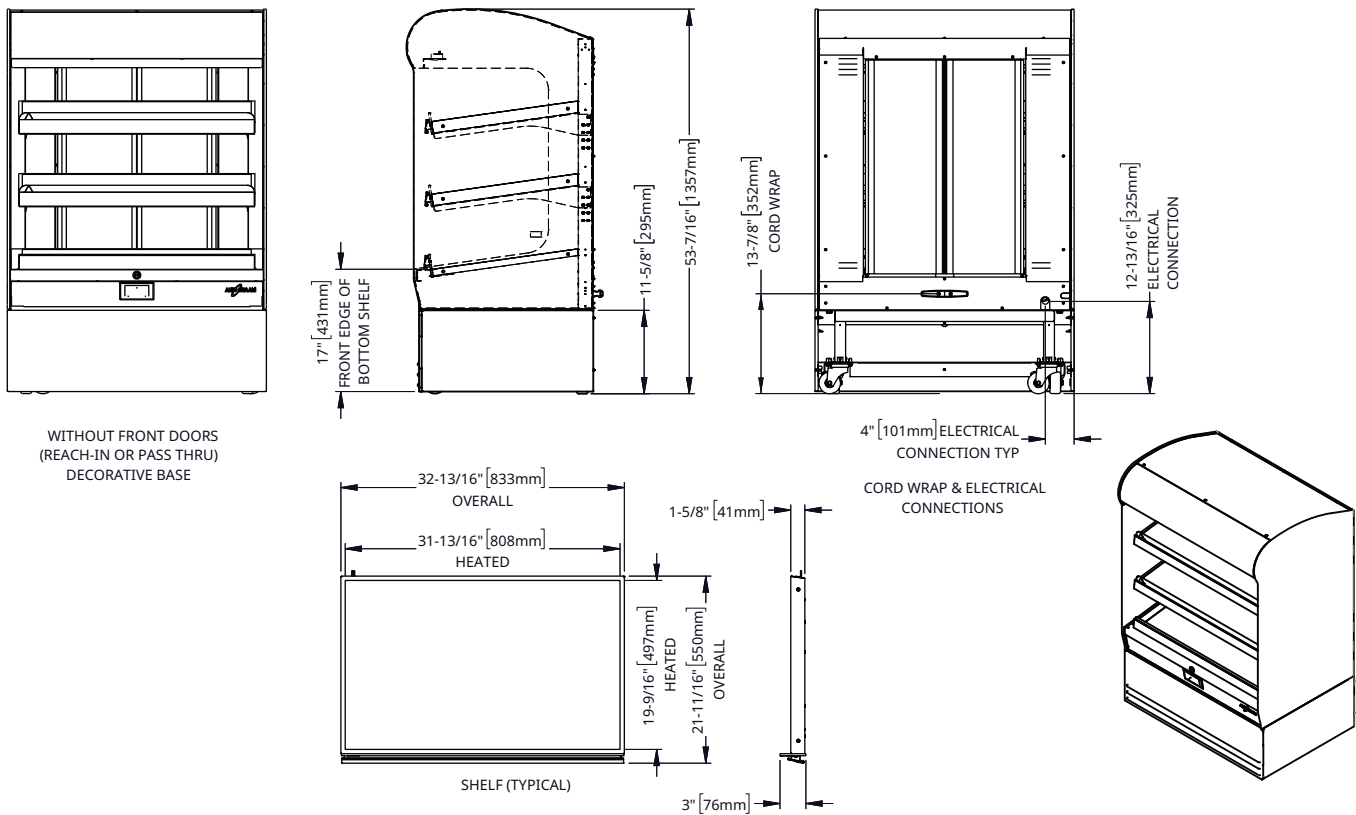
## HSM-36/3S/T

ALTO-SHAAM



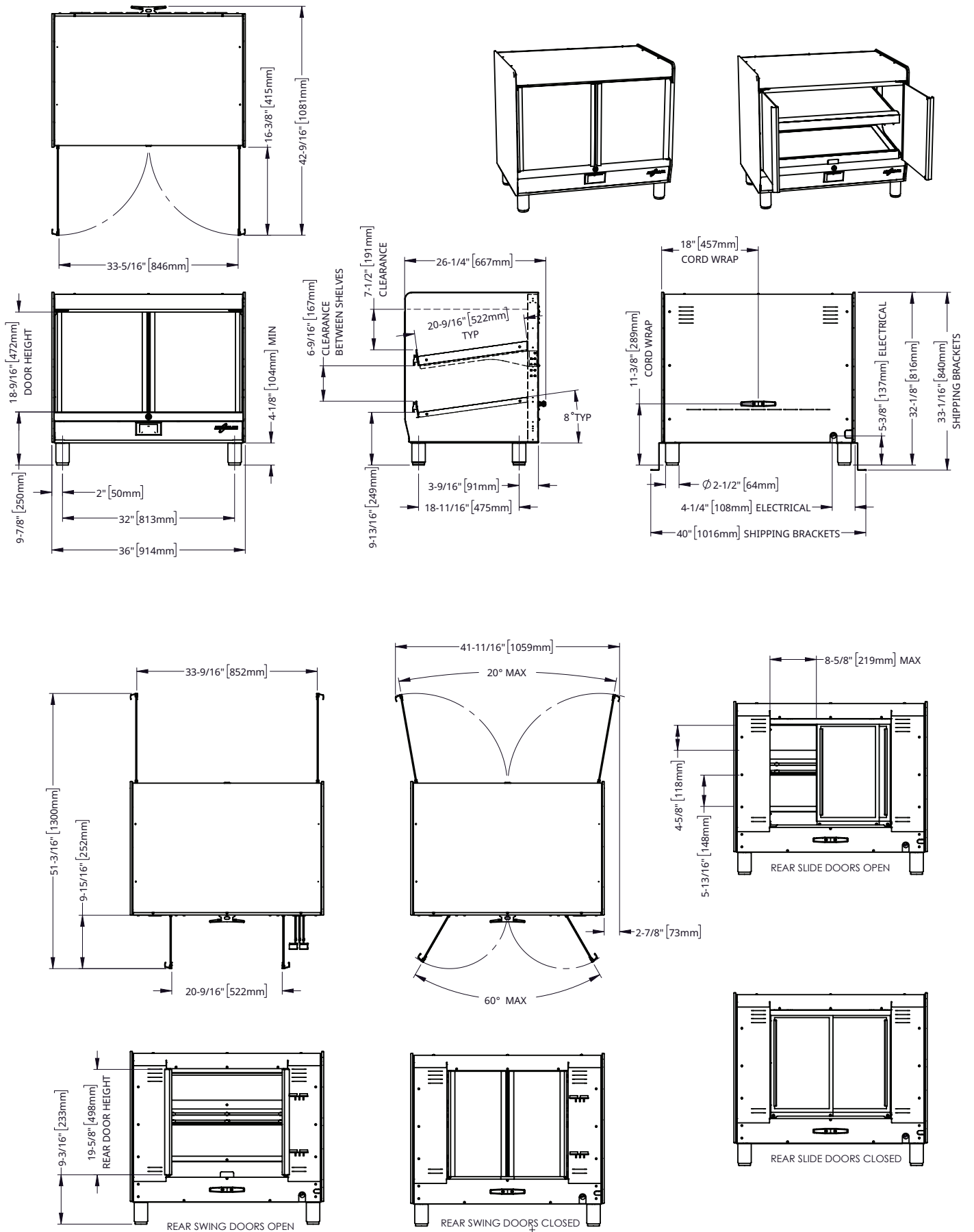
# HSM Series

## HSM-36/3S/T With Base



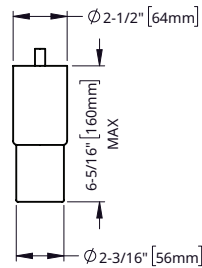
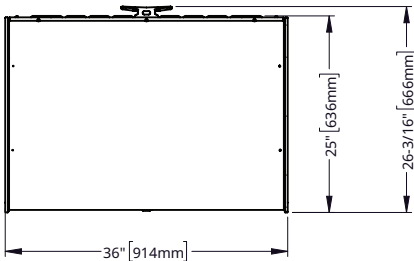
## HSM-36/2S/T/F

ALTO-SHAAM.

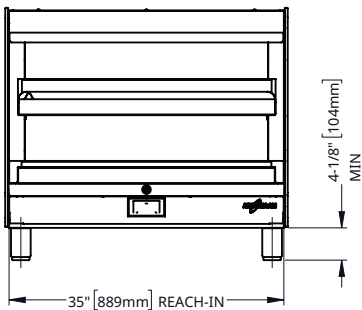
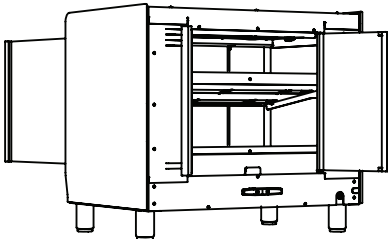


# HSM Series

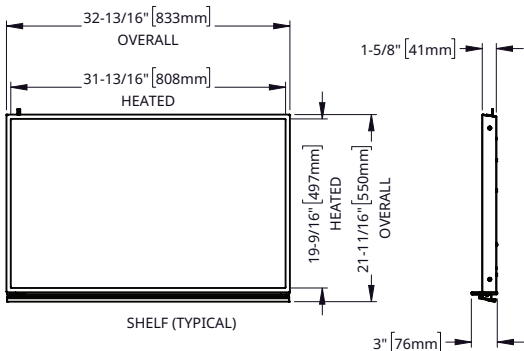
## HSM-36/2S/T/F



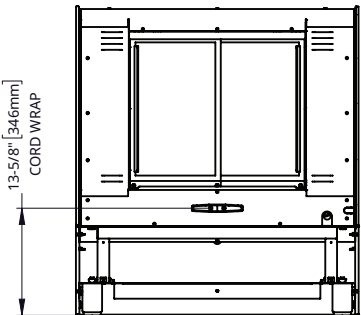
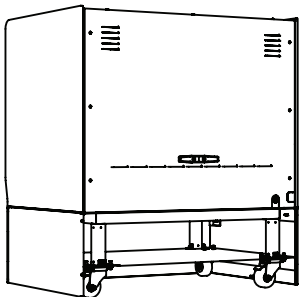

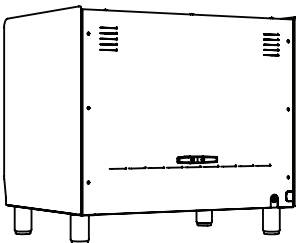
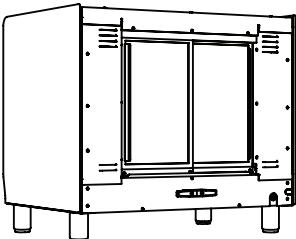
LEG DETAIL




REACH-IN FRONT



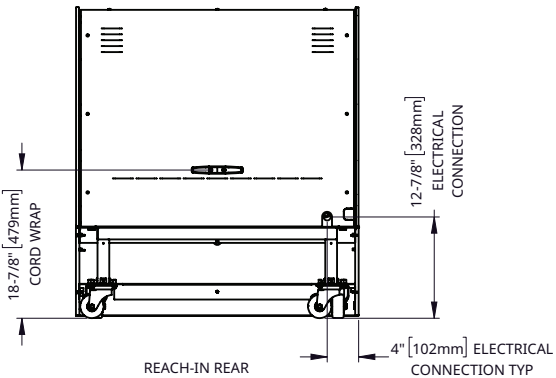
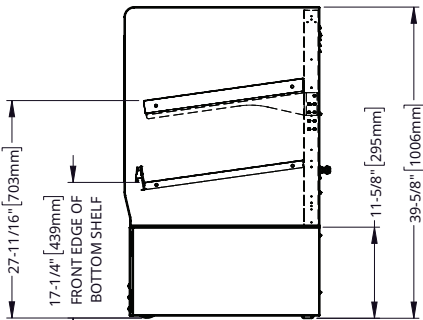
SHELF (TYPICAL)



PASS THRU SLIDING DOORS REAR



REACH-IN FRONT DOORS  
DECORATIVE BASE



REACH-IN REAR

ELECTRICAL  
CONNECTION TYP

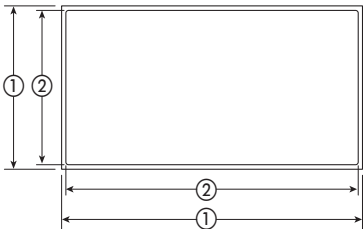
# HSM Series HSM-36



## Dimensions

Model	Exterior (H x W x D)	Net Weight
HSM-36/2S/T	35-7/8" x 36" x 27-1/4" [910mm x 914mm x 692mm]	224 lb [102 kg]
HSM-36/2S/T/F	32-1/8" x 36" x 26-1/4" [816mm x 914mm x 667mm]	224 lb [102 kg]
HSM-36/3S/T	54" x 36" x 27-1/4" [1372mm x 914mm x 692mm]	311 lb [141 kg]
HSM-36/5S/T	82-1/16" x 36" x 27-1/4" [2084mm x 914mm x 692mm]	496 lb [225 kg]
	Ship Dimensions (L x W x H)*	Ship Weight*
HSM-36/2S/T	56" x 45" x 64-1/2" [1422mm x 1143mm x 1638mm]	372 lb [169 kg]
HSM-36/2S/T/F	56" x 45" x 64-1/2" [1422mm x 1143mm x 1638mm]	372 lb [169 kg]
HSM-36/3S/T	56" x 45" x 64-1/2" [1422mm x 1143mm x 1638mm]	462 lb [210 kg]
HSM-36/5S/T	56" x 45" x 87" [1422mm x 1143mm x 2210mm]	590 lb [268 kg]

\*Domestic ground shipping information. Contact factory for export weight and dimensions.



### Shelf Dimensions (W x D)

① = Overall ② = Heated Surface

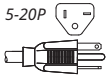
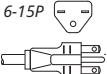
- ① 32-7/8" x 20-1/2" [835mm x 521mm]  
② 31-7/8" x 19-1/2" [810mm x 495mm]



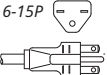
### Rear: 4" [102mm]

Recommended: 18" [457mm] for service access. Charges in connection with inadequate service access is not covered under warranty.



HSM-36/2S/T/F	V	Ph	Hz	Awg	IEC	A	Breaker [A]	kW	Plug Configuration Options
120V	120	1	60	12	—	13.2	17	1.59	6' Cord NEMA 5-20P 
208-240V	208	1	60	12	—	5.8	9	1.21	6' Cord NEMA 6-15P 
	240	1	60	12	—	6.7	9	1.61	

Electrical connections must meet all applicable federal, state, and local codes.  
Dedicated circuit required.

HSM-36/3S/T	V	Ph	Hz	Awg	IEC	A	Breaker [A]	kW	Plug Configuration Options
208-240V	208	1	50/60	10	—	8.8	13	1.82	6' Cord NEMA 6-15P 
	240	1	50/60	10	—	10.0	13	2.41	

Electrical connections must meet all applicable federal, state, and local codes.  
Dedicated circuit required.

HSM-36/5S/T	V	Ph	Hz	Awg	IEC	A	Breaker [A]	kW	Plug Configuration Options
208-240V	208	1	50/60	8	—	14.6	21	3.0	9' Cord, no plug
	240	1	50/60	8	—	16.7	21	4.0	

Electrical connections must meet all applicable federal, state, and local codes.  
Dedicated circuit required.

## CONTACT US

W164 N9221 Water Street | Menomonee Falls, Wisconsin 53051 | U.S.A.  
Phone: 262.251.3800 | 800.558.8744 U.S.A./Canada | Fax: 262.251.7067 | [alto-shaam.com](http://alto-shaam.com)